



www.imergroup.com

POWERED ACCESS LINE

Imer Group

THE GROUP

IMER Group is an Italian company founded in 1962, European leading manufacturer of construction machinery and equipment.

For over 50 years our mission is to provide the building site professionals with the highest quality products, reducing physical effort and achieving higher performances.

The IMER products cover all the building site's needs: from production, laying and transport of mortar and concrete to the handling of loads, from the cutting of materials and surfaces to soil compaction, from lifting of people to earthmoving.



With over 600 employees, today the Group has 5 production plants and 6 foreign sales branches.

IMER Group is organized in 4 product Divisions, each of which is characterized by its own brand: IMER Equipment, IMER Access, IMER Concrete, KATO IMER.

The IMER Group has always set its activity on a series of values characterizing every choice and action of the Group for over 50 years.

MANUFACTURING ORIENTED

INNOVATION

SOCIAL RESPONSIBILITY

GLOBAL PRESENCE

PARTNERSHIP PHILOSOPHY

CENTRALITY OF HUMAN RESOURCES

THE STRENGTH TO BE A GROUP

SPECIALIZATION

PRODUCTS AND BRAND VISIBILITY



IMER ACCESS, the IMER Group's Access Platforms Division, manages the self-propelled aerial platforms lines, both scissor and articulated boom platforms, and the crawler access platforms line.

The Division, created following the acquisition by IMER Group of the ITECO assets in 2009, has enabled the Group to further expand its product range in the lifting industry.

The IMER Access production plant – with a surface of almost 15,000 square metres, of which over 4,700 covered – is located in Pegognaga (Mantua).

EXPERIENCE

The comprehensiveness of the product range, providing different versions with electric and Diesel traction for indoor and outdoor use, is the result of years of experience and specific research in the sector, acquired on the most selective European and global markets.

QUALITY OF THE PRODUCTS

Choosing an IMER Access's platform means relying on a product that meets the highest quality standards, which has been delivered to the market only after passing strict tests that provide the maximum guarantees in terms of reliability of the machine and safety for the operator.

WIDE RANGE AND CUSTOMIZATION

Our product range covers diversified solutions for any lifting requirement, from the construction site to the civil and industrial maintenance or logistics. The composition of the range is ideal to meet at best the needs of the customers through a variety of models and accessories that allow customized fittings based on specific market features and work situations.



DESIGN AND FUNCTIONALITY

Our platforms are carefully designed in every detail to best match aesthetics and functionality. In particular, the compactness of the chassis and the sturdy structure of the scissors pack are a common element in all of our models which makes them ideal for maneuverability in tight spaces and for their load capacity compared to the weight.

AFTER-SALES


The customer focus is a key part of our work. For this the customer of IMER Access is always supported by a highly qualified and timely after-sales service.

STANDARD COMPONENTS

The standardization and unification of hydraulic and electrical components is one of the key aspects to which we aim in the design of our platforms. The target is to simplify ordinary and extraordinary maintenance of the machinery, speeding up the identification and resolution of potential problems and the times for the assistance.

Mini Scissor Lifts

EASY UP 5 | EASY UP 5 SP | EASY UP 5 PICKING



The Mini Scissor type platforms are designed for a **variety of uses**:



Ordinary and extraordinary maintenance in civil and public environments, such as hospitals, libraries, theatres, etc.



Activities related to building maintenance



Industrial logistics (in particular the version Easy Up 5 Picking with material tray)



New construction (interior finishing, painting, electrical and hydraulic systems, etc.).

They are the safest way, in accordance with European safety standards, **to work with limited or small heights**. Despite their small size, in fact, the mini scissor lifts offer **similar security performances to the platforms of larger dimensions**.

Thanks to the low weight and the very compact size, they are **easily transportable** even in mini vans.

They can be driven through standard doorways and **stowed** in any recess or warehouse of a property.



Standard/Optional

Power	Easy Up 5	Easy Up 5 SP	Easy Up 5 Picking
Battery charger with automatic switch-off 230V 50Hz /110V 60Hz	S	S	S
Warning	Easy Up 5	Easy Up 5 SP	Easy Up 5 Picking
Audible motion alarm		S	S
Horn		S	S
Flashing beacon		S	S
Tyres	Easy Up 5	Easy Up 5 SP	Easy Up 5 Picking
Non marking tyres	S	S	S

Range Specifications

		Easy Up 5	Easy Up 5 SP	Easy Up 5 Picking
Max. working height	mm	5200	5200	5200
Platform capacity	kg	200	200	120
Material tray capacity	mm			80
Stowed height	mm	1790	1810	1820
Length	mm	1390	1390	1390
Width	mm	760	760	760
Weight	kg	390	500	585
Battery capacity	V/Ah	12/105	2 x 12/105	2 x 12/105

Electric Scissor Lifts

IM 80 SERIES | IM 90 SERIES | IM 122 SERIES

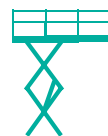


The Electric Scissor Lifts have always been the main product in the IMER Access range. The evolutions of the latest generations (IM Series) have further extended the offer of models and optimized the performances of the range, thanks to the rational disposition of the components and to the use of innovative technologies for the management and security of the platforms.

The focal point of the IMER Access philosophy is the use with unrestricted performances, available for all models even with working height of 14 or 16 metres.



They allow operating safely thanks to the availability of specialized models for indoor or indoor and outdoor use.




They ensure the maximum capacity in both the platform and the extension, with traction at maximum height with the maximum allowed capacity even on the platform's extension, features available on all models up to 14 and 16 mts working height.



The reduced size, as well as the generous capacity, are guaranteed by **the suitably dimensioned structures, optimizing the weight distribution**, which ensure maneuverability in tight spaces, with very small steering angles, and operation even in areas with reduced or potentially fragile ground capacities.



They are particularly suitable for industrial logistics activities, construction and maintenance indoor and outdoor, finishing works and electrical and hydraulic installation works.



Ideal for handling on flat surfaces, they are designed to move easily in tight spaces.



Standard/Optional

Platform	IM 80 Series	IM 80 MC Series	IM 90 Series	IM 122 Series
Foldable railings 50% height	S		S	S
Kit for compressed air	O	O	O	O
Power	IM 80 Series	IM 80 MC Series	IM 90 Series	IM 122 Series
Battery charger with automatic switch-off 230V 50Hz/110V 60Hz	S	S	S	S
230V cable predisposition	S	S	S	S
Cable with plug, socket and safety cut-out	O	O	O	O
Kit gel battery	O	O	O	O
Electric traction on the front wheels	S	S	S	S
Warning	IM 80 Series	IM 80 MC Series	IM 90 Series	IM 122 Series
Audible motion alarm	S	S	S	S
Horn	S	S	S	S
Kit additional flashing beacon	O	O	O	O
Tyres	IM 80 Series	IM 80 MC Series	IM 90 Series	IM 122 Series
Cushioned non marking tyres	S	S	S	S

Range Specifications

	Max. working height	Platform capacity	Stowed height	Length	Width	Weight	Battery capacity	Platform extension
	mm	kg	mm	mm	mm	kg	V/Ah	mm
IM 4680 MC	6500	230	2025	1850	800	1540	24/185	360 L
IM 5980 MC	7800	220	2130	1850	800	1730	24/185	360 L
IM 4680	6500	230	1990	1850	800	1000	24/185	1000
IM 5980	7800	230	2100	1850	800	1290	24/185	1000
IM 5980 EX	7800	230	2100	1850	800	1500	24/185	1000
IM 7380	9200	200	2200	1850	800	1700	24/185	1000
IM 6390	8300	400	2238	2467	892	1640	24/200	1300
IM 6390 EX	8300	350	2238	2467	892	1940	24/200	1300
IM 8290	10200	300	2364	2467	892	2000	24/200	1300
IM 8290 EX	10200	230	2364	2467	892	2640	24/250	1300
IM 10090	12000	300	2492	2467	892	2850	24/250	1300
IM 12090	14000	220	2619	2467	892	3000	24/300	1300
IM 8122	10200	500	2380	2467	1220	1945	24/200	1300
IM 8122 EX	10200	500	2380	2467	1220	2425	24/200	1300
IM 10122	12000	450	2507	2467	1220	2450	24/250	1300
IM 10122 EX	12000	300	2507	2467	1220	2950	24/250	1300
IM 12122	14000	350	2634	2467	1220	2915	24/300	1300
IM 14122	15900	250	2761	2467	1220	3000	24/300	1300

Diesel-Electric Scissor Lifts

IT 180 SERIES | IT 220 SERIES



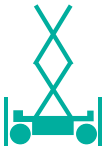
The range of scissor platforms for Rough Terrain offers a wide variety of engine solutions: Diesel, Electrical or Dual-power. It consists of **high-performance** models in terms of capacities, from 350 to 800 kg, and working heights, from 12 to 19 metres. They are designed for an optimal use in the most variates and extreme work situations, without compromising performance or mobility, allowing, depending on the model, to overcome slopes till the extreme of 45%.

With a compact size to optimize transport and operation, they offer at the same time considerable working spaces, thanks to the availability of single or double extensions of the main body of the platform.

The large platform is a feature that makes these models ideal for jobs which require enough space for more operators and bulky materials.



A point to be highlighted is the **powerful traction** available in the various engine versions, thanks both to the 4 WD mode and the presence of the oscillating axle as standard in all models.



The **levelling outriggers system** (manual and automatic on standard) allows to safely and effectively placing the machines on the most difficult workplaces as uneven or sloped terrain.



As for the pure electric platforms, there are no limitations on use or capacity, always ensuring **traction at the maximum height and capacity** (on flat soils).



They are suitable for use in **many work situations** such as maintenance or new construction in both civil and private environment. They allow high productivity in the various contexts of use, in new residential building sites and services, as well as for public works.



Standard/Optional

Platform	IT 180 D Series	IT 180 DE Series	IT 220 D Series	IT 220 E Series
Double deck extension			S	S
Kit for compressed air	O	O	O	O
Power	IT 180 D Series	IT 180 DE Series	IT 220 D Series	IT 220 E Series
230V cable predisposition	S	S	S	S
Cable with plug, socket and safety cut-out	S	S	S	S
Battery charger with automatic switch-off 230V 50Hz / 110V 60Hz	S	S	S	S
Air/oil exchanger	O		S	
Stability	IT 180 D Series	IT 180 DE Series	IT 220 D Series	IT 220 E Series
Automatic levelling outriggers	S	S	S	S
Oscillating axle	S	S	S	S
Warning	IT 180 D Series	IT 180 DE Series	IT 220 D Series	IT 220 E Series
Audible motion alarm	S	S	S	S
Horn	S	S	S	S
Kit additional flashing beacon	O	O	O	O
Tyres	IT 180 D Series	IT 180 DE Series	IT 220 D Series	IT 220 E Series
Foam filled non marking tyres	O	S		
Foam filled black tyres	S	O		
Rough terrain extra grip non-marking tyres			O	S
Rough terrain extra grip black tyres			S	O

Range Specifications

	Max. working height	Platform capacity	Stowed height	Length	Width	Weight	Battery capacity	Platform extension
	mm	kg	mm	mm	mm	kg	V/Ah	mm
IT 10180 D	12200	500	2545	3300	1800	4650		1400
IT 10180 DE	12200	500	2545	3300	1800	4650	24/400	1400
IT 12180 D	13900	350	2685	3300	1800	4810		1400
IT 12180 DE	13900	350	2685	3300	1800	4810	24/400	1400
IT 14220 D	16200	800	3010	3920	2205	7950		Double (2000 front + 900 rear)
IT 14220 E	16200	800	3010	3920	2205	8150	48/630	Double (2000 front + 900 rear)
IT 17220 D	19000	540	3200	3920	2205	8300		Double (2000 front + 900 rear)
IT 17220 E	19000	540	3200	3920	2205	8600	48/630	Double (2000 front + 900 rear)

Articulated Boom Lifts


IT 100 E | IT 150 E

The articulated boom lifts are the ideal solution for use in **ordinary and extraordinary maintenance**, both in civil environments (airports, etc.) and industrial sites, as well as in **new construction**.

The IMER Access models allow a high work capacity, thanks to **the small size of the chassis, with a very important outreach**, at the top of the category, which allows to reach particularly difficult work areas.



Ideal for indoor and outdoor use, they ensure traction with maximum height and maximum outreach, without limitations of use.



The immediacy and ease of use of the controls and the large working platform (IT 150) allow to work safely even with two people.



Standard/Optional

Platform	IT 100 E	IT 150 E
Basket rotation	S	S
Proportional MOSFET controls		S
Kit for compressed air	O	O
Working light	O	O

Power	IT 100 E	IT 150 E
2WD DC Electric traction motor	S	S
230V cable predisposition	S	S
Cable with plug, socket and safety cut-out	O	O
Battery centralized refill	S	O
Kit gel batteries	O	O

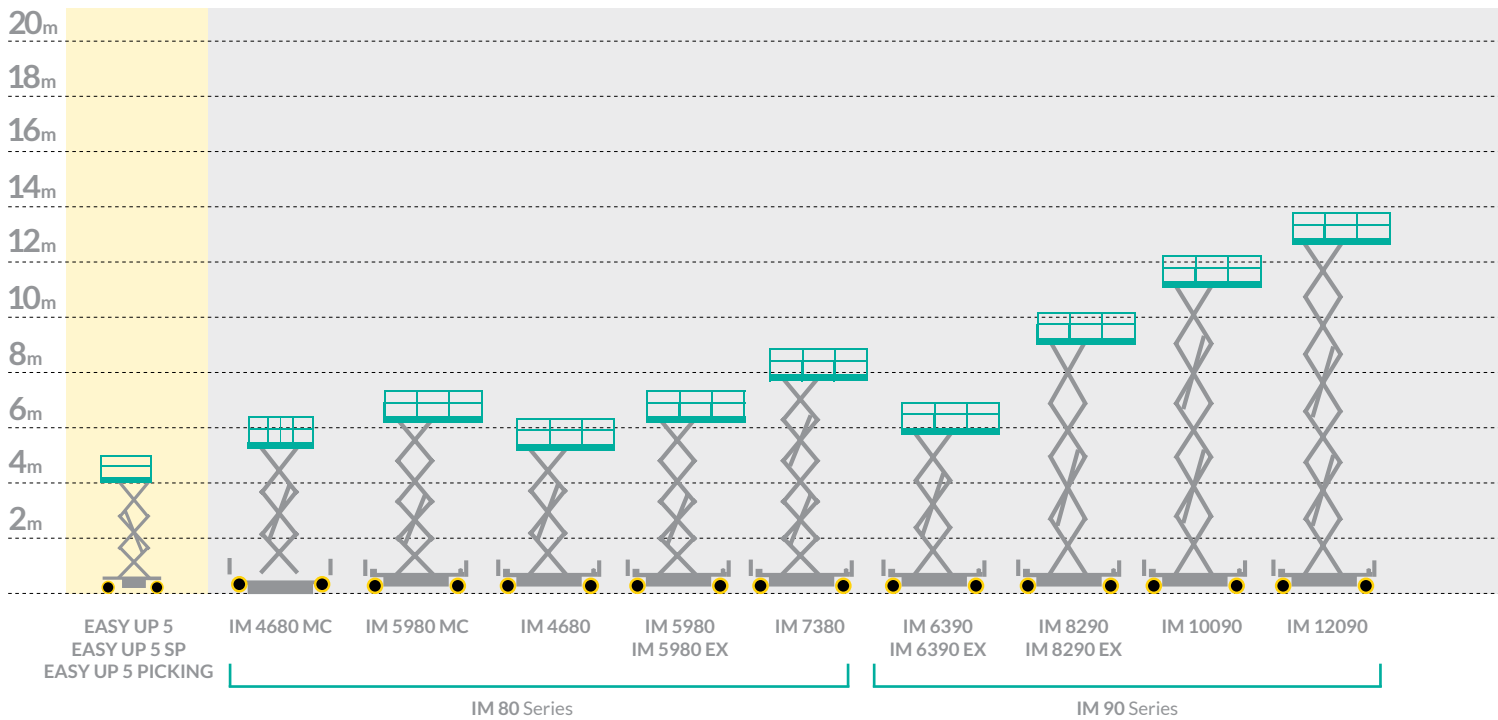
Warning	IT 100 E	IT 150 E
Audible motion alarm	S	S
Horn	S	S
Overload sensor	S	S
Kit additional flashing beacon	O	O

Tyres	IT 100 E	IT 150 E
Super elastic non marking tyres	S	S

Range Specifications

		IT 100 E	IT 150 E
Max. working height	mm	12200	17600
Platform capacity	kg	220	220
Stowed height	mm	2220	2150
Length	mm	3770	5450
Width	mm	1200	1790
Up and Over	mm	5000 / 6800	8000 / 9600
Weight	kg	6840	7900
Battery capacity	V/Ah	300	300

Heights Diagram



Branch Offices

IMER FRANCE S.A.

ZI Les Speyres BP 34
38450 Vif - France
Ph. +33 476 725269
Fax +33 476 724697
www.imer.fr

IMER IBERICA

C/Sauce 74-76 Polígono Empresarial
Malpica-Alfindén 50171 La Puebla de
Alfindén Zaragoza - Spain
Ph. +34 976 12 52 56
Fax +34 976 12 51 38
www.imeriberica.com

IMER ORU FAR EAST Pte. Ltd.

No. 18 Tradehub 21
#09-128 Boon Lay Way
Singapore 609964
Ph. +65 6515 9740
Fax +65 6515 9745
www.imergroup.com

IMER SHANGHAI

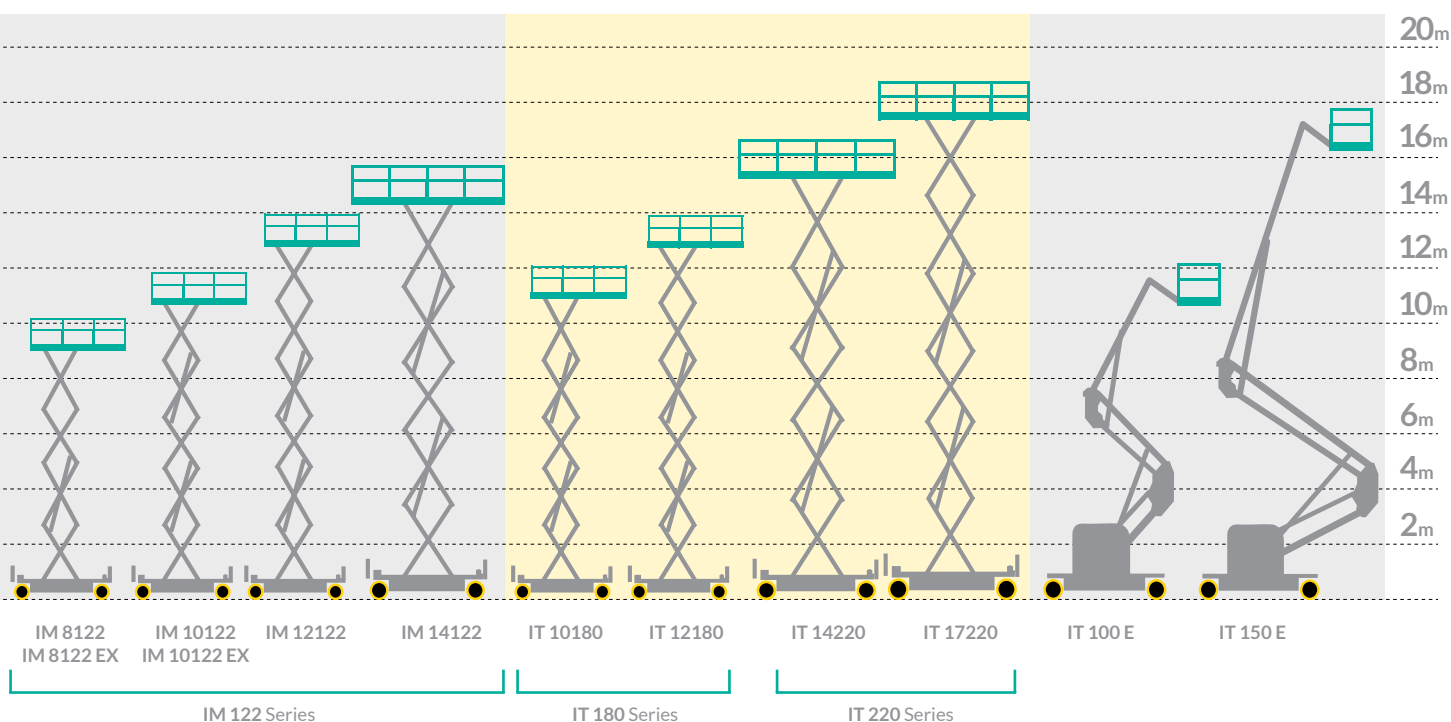
German Centre, Room 727,
Tower 2 - 88 Keyuan Road,
Zhangjiang Hi-Tech Park
201203 Pudong, Shanghai - China
Ph. +86 2150802303
Fax +86 2128986555
www.imergroup.com

IMER USA, INC.

IMER EAST- Headquarters
221 Westhampton Place
20743 Capitol Heights, MD - USA
Ph. +1 301 3363700
Fax +1 301 3366687
www.imerusa.com

IMER USA, INC.

IMER WEST
3193 Diablo Ave.
Hayward, CA 94545
www.imerusa.com



Useful Addresses

IMER International S.p.A.

Headquarters

Via Salceto, 53/55 - 53036 Poggibonsi (SI)

Ph. +39 0577 97341

Fax +39 0577 983304

Access Platforms Division

Via San Francesco d'Assisi, 8 - 46020 Pegognaga (MN)

Ph. +39 0376 554011

Fax +39 0376 559855

COMMERCIAL DIRECTION

Paolo Pianigiani

Commercial Director

p.pianigiani@imergroup.com

MARKETING & SALES

Marco Maiani: *Marketing*

Ph. +39 0577 973449

marco.maiani@imerint.it

Paola Rossi: *Export Sales & Logistics*

Ph. + 39 0577 973121

Fax + 39 0577 705022

p.rossi@imerint.it

Giulia Asafova: *Export Sales & Logistics*

Ph. + 39 0577 973457

Fax +39 0577 932053

giulia.a@imerint.it

AFTER SALE SERVICE & SPARE PARTS

Paolo Pegorari

Ph. +39 0376 5540225

Fax +39 0376 5540206

service-access@imerint.it

Matteo Iori

m.iori@imerint.it

www.imergroup.com



TOGETHER WE BUILD

IMER International S.p.A.
Access Platforms Division
Via San Francesco d'Assisi 8 - 46020 Pegognaga (MN) Italy
Tel. +39 0376 554011 - Fax +39 0376 559855

